

Hitwise Industry Report for Shopping and Classifieds - Department Stores

Based on New Zealand Internet usage
for the week ending July 24, 2010

Contents

About Hitwise	1
About Hitwise Industry Reports	1
Hitwise Methodology	1
Industry Description	2
Traffic Analysis	2
Traffic Distribution Analysis	3
Visit Duration Analysis	3
Websites That Entered and Left the Top 100	4
Fast Movers	5
Top 30 Websites - By Visits	6
Industry Search Terms	7
Report Glossary	8

Disclaimer

This report may contain names, information, data, links to third party Website addresses, and other materials belonging to third parties; including textual references to such items. Any and all such uses are for illustrative purposes only and do not necessarily indicate an endorsement of the opinions, products or services provided by those third parties. Hitwise does not claim any proprietary right in, or to, any such items as may qualify as copyrights, trademarks or other proprietary marks of third parties.

Hitwise is not responsible for the content of third party Websites, or the manner in which information may be collected on that Website and used by the third party. Hitwise disclaims any responsibility towards the visitor of a third party Website or any third party for any direct, indirect or incidental reliance, consequential or punitive damages, including without limitation lost profits, expenses or revenue; regardless of whether Hitwise knew, or ought to have known, of the possibility of any loss or damage arising from the use of, or visit to, a third party's Website.

Use of this report is at your own and sole risk. Hitwise disclaims any and all warranties or representations in respect of the accuracy or usefulness of information, or any observations that may be derived from such information, obtained from Hitwise.



About Hitwise

Hitwise is the leading online competitive intelligence service. Only Hitwise provides its 1,500 global clients with daily insights on how their customers interact with a broad range of competitive websites, and how their competitors use different tactics to attract online customers.

Since 1997, Hitwise has pioneered a unique, network-based approach to Internet measurement. Through relationships with ISPs around the world, Hitwise's patented methodology captures the anonymous online usage, search, and conversion behavior of 25 million Internet users. This unprecedented volume of Internet usage data is seamlessly integrated into our easy to use, web-based service, designed to help marketers better plan, implement, and report on a range of online marketing programs.

Hitwise, a subsidiary of Experian (FTS: EXPN) www.experiangroup.com and operates in the United States, United Kingdom, Australia, New Zealand, Hong Kong, and Singapore. More information about Hitwise is available at www.hitwise.com/nz.

For up to date analysis of online trends and statistics, please visit the Hitwise Intelligence Analyst Weblogs at weblogs.hitwise.com and the Hitwise Data Center at www.hitwise.com/nz/resources/data-center/.

About Hitwise Industry Reports

This Hitwise Industry Report provides a concise analysis of market trends within the online 'Shopping and Classifieds - Department Stores' industry. Hitwise monitored 328 websites in the 'Shopping and Classifieds - Department Stores' industry for the week ending 24/07/2010. The industry report includes analysis of traffic levels across days, traffic distribution across the category, traffic to international websites within the category, rankings of the key players within the industry and a range of other key insights into the 'Shopping and Classifieds - Department Stores' industry. This type of report is available across any one of the industries monitored by Hitwise.

This report is based on a sample of Internet traffic within the New Zealand market. It does not include traffic a website or industry may generate from overseas visitors. This report should not be compared with site-centric statistics due to significant differences in data collection methods. For more information on the Hitwise methodology please visit www.hitwise.com/nz.

Hitwise Methodology

Hitwise monitors a range of Internet Service Provider (ISP) networks to capture the usage patterns of Internet users. The ISPs represent a diverse range of metropolitan and regional areas including Internet access from home, work and educational institutions.

Each day, Hitwise extracts from its partner ISP networks a list of websites visited and ranks them according to a range of industry standard metrics - including 'Visits', 'Pages' and 'Average Visit Time'. Hitwise also extracts Clickstream data which analyzes the movements of visitors between websites.

Hitwise abides by local and international privacy legislation and analyzes all data in aggregate form. The Hitwise methodology is audited by PricewaterhouseCoopers on a quarterly basis. To view the Hitwise privacy policy and methodology in full please visit www.hitwise.com/nz.

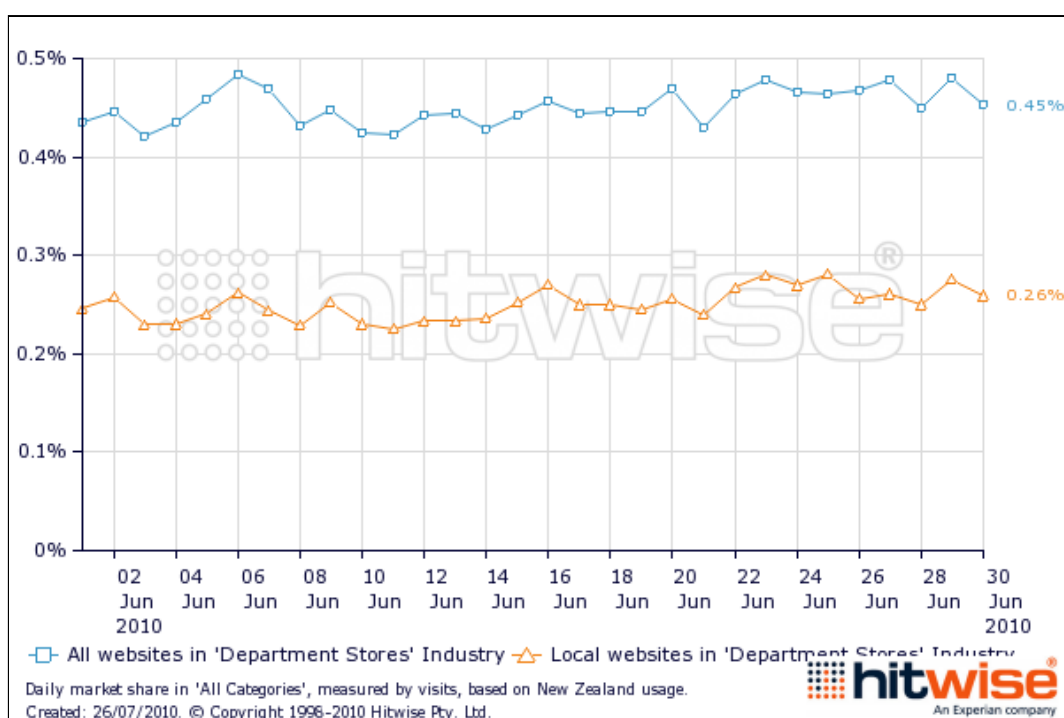
Industry Description

Shopping and Classifieds - Department Stores

This category includes sites that offer a wide range of goods. If a site sells goods across more than 50% of the Hitwise shopping categories, then it is deemed a department store. This category includes both online and offline department stores.

Traffic Analysis

The chart below represents the market share of all websites in the 'Shopping and Classifieds - Department Stores' industry out of all Internet traffic, compared to the market share of local websites only. Of all Internet traffic to the 'All Categories' industry during the month of June, 2010, all websites in the 'Shopping and Classifieds - Department Stores' industry captured an average of 0.45% of visits, while local websites in the 'Shopping and Classifieds - Department Stores' industry received 0.25% of visits. Local websites contributed 55.50% of all traffic to the 'Shopping and Classifieds - Department Stores' industry, which means New Zealand Internet users prefer local to global websites.



Traffic Distribution Analysis

78.87% of all visits to the online 'Shopping and Classifieds - Department Stores' industry went to the top 10 websites for the week ending 24/07/2010. 89.39% went to the top 20 websites and 98.94% went to the top 100 websites.

Visit Duration Analysis

The average visit duration for visits to the online 'Shopping and Classifieds - Department Stores' industry was 4 minutes, 24 seconds for the week ending 24/07/2010. This is a minimal decrease from last weeks average visit duration of 4 minutes, 30 seconds.

Websites That Entered and Left the Top 100

The weekly churn in the Top 100 in the 'Shopping and Classifieds - Department Stores' industry for the week ending 24/07/2010 based on visits was 7.0%, which means that 7 websites in this industry's Top 100 rankings have changed since 17/07/2010.

Websites that entered the Top 100 were:

17/07/2010 Rank	24/07/2010 Rank	Website	Domain
102	80	Sainsbury's	www.sainsbury.co.uk
107	88	ShopCity New Zealand	www.shopcity.co.nz
155	91	Innovations	www.innovations.com.au
101	94	Chelsea Premium Outlets	www.premiumoutlets.com
130	95	Syd Tax & Duty Free	www.syddutyfree.com
105	97	Harrods Online	www.harrods.com
121	98	Very.co.uk	www.very.co.uk

Websites that have left the Top 100 were:

17/07/2010 Rank	24/07/2010 Rank	Website	Domain
16	DNR	Dangdang	www.dangdang.com
72	DNR	Yihaodian	www.yihaodian.com
83	104	ASDA Direct	direct.asda.com
84	101	House of Fraser	www.houseoffraser.co.uk
94	105	As Seen on TV	www.asseenontv.com
97	113	Americanas	www.americanas.com
99	108	Sale Stores Corp	www.salestores.com

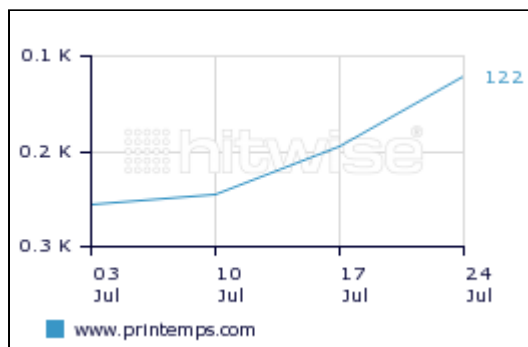
* Note: DNR = Did Not Rank

Fast Movers

Fast Movers indicates websites which have witnessed substantial increases in rank in the 'Shopping and Classifieds - Department Stores' online industry. Charts show rank in the 'Shopping and Classifieds - Department Stores' online industry for the four weeks ending 24/07/2010.

Printemps

<http://www.printemps.com/>

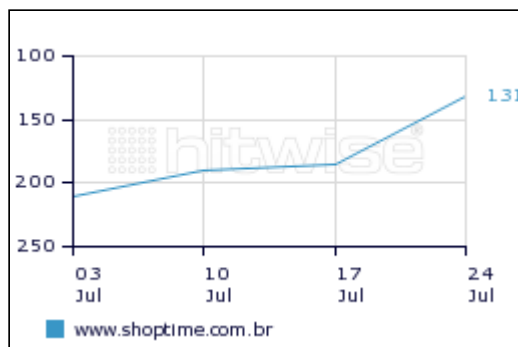


⚡ 73 places

Printemps is a renowned French department store. Its website showcases its latest products and provides location information.

Shoptime

<http://www.shoptime.com.br/>

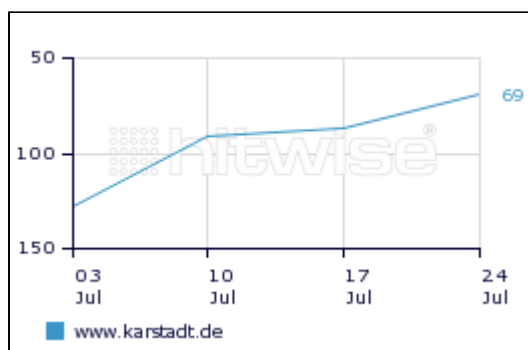


⚡ 54 places

No description

Karstadt.de

<http://www.karstadt.de/>

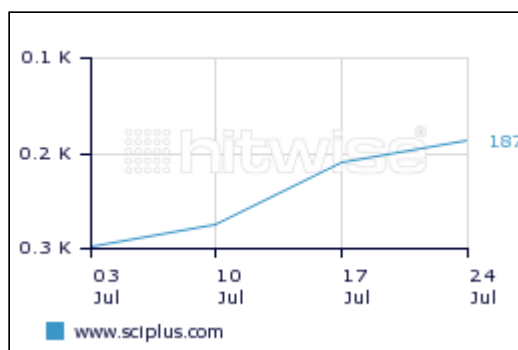


⚡ 18 places

Karstadt.de is the online presence of German department store Karstadt. Features of the site include information about product offerings for fashion, music, technology, beauty, books and appliances.

American Science And Surplus

<http://www.sciplus.com/>



⚡ 22 places

American Science And Surplus offer a mix of industrial, military and educational items, with an emphasis on science and education. The site provides information on each item, photo, price, shipping and contact details.

Top 30 Websites - By Visits

The table below shows the Top 30 websites in the 'Shopping and Classifieds - Department Stores' online industry for the week ending 24/07/2010 based on visits.

This category includes sites that offer a wide range of goods. If a site sells goods across more than 50% of the Hitwise shopping categories, then it is deemed a department store. This category includes both online and offline department stores.

Total websites that ranked with currently selected options: 328

Category Contribution Percentage: 0.45%

Rank	Website	Domain	Market Share	17/07	10/07	03/07
1.	Amazon.com	www.amazon.com	26.90%	1	1	1
2.	3 Deals	www.3deals.co.nz	14.33%	2	2	2
3.	The Warehouse - New Zealand	www.thewarehouse.co.nz	9.56%	3	3	3
4.	catchoftheday.co.nz	www.catchoftheday.co.nz	5.12%	4	4	4
5.	Dealaday	www.dealaday.co.nz	4.70%	5	5	5
6.	Amazon UK	www.amazon.co.uk	4.60%	6	6	6
△	7. Snatchadeal	www.snatchadeal.co.nz	3.85%	8	7	7
▽	8. DaySale.co.nz	daysale.co.nz	3.84%	7	8	8
9.	6 Shooter	www.6shooter.co.nz	3.33%	9	9	9
10.	CrazySales.co.nz	www.crazysales.co.nz	2.62%	10	10	10
11.	nzherald.co.nz Shopping	shopping.nzherald.co.nz	2.34%	11	11	11
12.	Farmers	www.farmers.co.nz	1.54%	12	12	12
△	13. Yahoo! Xtra Shopping	shopping.yahooextra.co.nz	1.29%	14	15	16
▽	14. Kmart New Zealand	www.kmart.co.nz	1.14%	13	13	13
15.	Amazon Japan	www.amazon.co.jp	1.06%	15	14	14
△	16. Joyo Amazon	www.joyo.com	0.79%	17	18	17
△	17. Duty Free Stores New Zealand	www.dutyfreestores.co.nz	0.64%	19	20	19
△	18. Taobao Mall	www.mall.taobao.com	0.60%	25	DNR	DNR
▽	19. Walmart	www.walmart.com	0.58%	18	17	15
20.	Lightinthebox.com	www.lightinthebox.com	0.56%	20	23	23
21.	Yahoo! Taiwan - Buy	buy.yahoo.com.tw	0.51%	21	21	22
22.	Shop New Zealand	www.shopnewzealand.co.nz	0.47%	22	19	20
△	23. Taobao Taoxinde	site.taobao.com	0.39%	24	DNR	DNR
△	24. amazon.de	www.amazon.de	0.35%	31	27	30
▽	25. RedBaby	www.redbaby.com.cn	0.34%	23	24	21
△	26. YesAsia.com	www.yesasia.com	0.33%	28	25	25
△	27. Nordstrom	www.nordstrom.com	0.32%	29	33	28
△	28. Overstock.com	www.overstock.com	0.31%	30	29	26
▽	29. New Zealand Nature Company	www.nznature.co.nz	0.30%	27	22	31
△	30. Your M&S	www.marksandspencer.com	0.28%	33	32	29

Note: DNR = Did Not Rank

Industry Search Terms

The following report lists the most popular search terms for the **24 weeks** ending **24/07/2010**, that resulted in traffic to websites classified by Hitwise within the '**Shopping and Classifieds - Department Stores**' industry. For example, the most popular search term was '**the warehouse**' representing **6.03%** of all search terms that delivered users to websites classified by Hitwise within the '**Shopping and Classifieds - Department Stores**' industry.

Displaying 1 to 30 of 49,725 search terms.

Rank	Search Term	Clicks	
1.	the warehouse	6.03%	
2.	warehouse	3.33%	
3.	amazon	2.84%	
4.	farmers	1.33%	
5.	warehouse nz	1.26%	
6.	kmart	0.74%	
7.	amazon.com	0.73%	
8.	the warehouse nz	0.69%	
9.	amazon uk	0.64%	
10.	sylvia park	0.43%	
11.	3 deals	0.41%	
12.	kmart nz	0.40%	
13.	www.thewarehouse.co.nz	0.36%	
14.	amazon books	0.32%	
15.	farmers nz	0.32%	
16.	thewarehouse.co.nz	0.32%	
17.	3deals	0.21%	
18.	catch of the day	0.20%	
19.	cash converters	0.17%	
20.	marks and spencer	0.16%	
21.	duty free	0.16%	
22.	the wharehouse	0.16%	
23.	bebo	0.15%	
24.	smith and caughey	0.14%	
25.	amazon.co.uk	0.14%	
26.	thewarehouse	0.14%	
27.	k mart	0.13%	
28.	walmart	0.12%	
29.	amazon music	0.12%	
30.	deal a day	0.11%	

Report Glossary

All Categories: All Categories is an industry that contains all of the websites categorized in the Hitwise database, excluding websites in the Adult, Internet Service Providers (ISPs), and Ad Server industries. All Categories also temporarily contains websites that Hitwise has not yet categorized into a sub-category and/or parent category

All Sites: The collection of all Local and International Sites, as visited by local Internet users in all Hitwise industries except Adult, ISPs and Ad Servers.

Average Visit Time: The elapsed time from the first to the last page request that constitutes a visit, adding the average time per page for such a visit.

Churn: The movement of top ranking websites within an industry.

Clickstream: Hitwise Clickstream data shows the proportion of traffic that comes from (upstream) and goes to (downstream) the subject website, industry, or custom category.

Demographic Variable: An aggregate term used to refer to age, gender, household income, or region (state).

Domain: The unique name that forms the basis of a URL, such as www.yahoo.com.

Downstream: Downstream websites or industries are those visited immediately after leaving the subject website.

Fast Mover: The set of websites in a specific industry that have increased in rank based on visits, ordered by the increase in rank over the last period.

Index: An index value indicates strength or weakness in comparison to an average.

Industry: Websites that Hitwise has grouped for analysis as a vertical market sector, based on subjective matter, content, market orientation and competitive context.

Industry Clickstream: Clickstream data that shows the proportion of traffic that comes from (upstream) and goes down to (downstream) the subject industry or custom category.

Keyword: One word entered into a search engine. For example: 'car', 'engine', 'motor'.

Local Site: The collection of websites that are categorized as published in the local market, ie Australian sites in Hitwise AU, UK sites in Hitwise UK, etc.

Market Share: The percentage of all traffic to a particular online industry category that is received by an individual website.

MOSAIC™ Group: Behavioral segments, as defined by MOSAIC™ from Experian. They are used by the Hitwise Lifestyle tool in the Hitwise Australia and United Kingdom services. MOSAIC groups are based on multiple characteristics, including religion, ancestry, and language.

MOSAIC Type: Behavioral segments broken out from MOSAIC™ groups. MOSAIC™ types are based on multiple characteristics, including religion, ancestry, and language.

Organic Traffic: Traffic to a website from search engines that are not part of a pay-per-click (PPC) advertising campaign.

Report Glossary (continued)

Page Impression: A measurement of responses from a Web server to a page request from the user's browser.

Page Request: An opportunity for an HTML document to be displayed within a browser window. Hitwise does not count un-requested pop-ups served from the same domain, or panels or frames that make up a page. Hitwise counts a page request once regardless of the number of frames making up the page. Hitwise currently does not count those page requests that emanate from the browser cache.

Paid Traffic: Traffic to a website from search engines that are part of a pay-per-click (PPC) advertising campaign.

PRIZM NE Lifestage: A collection of PRIZM NE behavioral segments grouped by life stage (age and presence of children in the home). They are used in the Hitwise Lifestyle tool (Hitwise US service only).

PRIZM NE Segment: Behavioral segments, as defined by PRIZM NE. They are used in the Hitwise Lifestyle tool (Hitwise US service only). PRIZM NE segments are based on multiple characteristics, including education, occupation, and marital status.

PRIZM NE Social Group: A collection of PRIZM NE behavioral segments, grouped by social group (population density of the areas in which people live). They are used in the Hitwise Lifestyle tool (Hitwise US service only).

Representation: A method of comparing two groups or audience, and expressing the difference between the two as an index.

Search Engine: An online service that assists users to search and find information on the Internet. Popular search engines include Google, Yahoo! Search, MSN Search (Live.com) and Ask.com.

Search Term: Multiple keywords entered into a search engine. For example, 'toyota used car'.

Session: See Visit.

Social Grade: A behavioral segment as defined by MOSAIC™ from Experian. Social Grade is provided by the Hitwise Lifestyle tool in the Hitwise UK service. Social Grade is based on ABC1 demographics, which provide an indication of the occupation of the chief income earner within a household.

Social Group: A sub-group of a behavioral segment known as a 'PRIZM NE Segment'. They are used by the Hitwise Lifestyle tool in the Hitwise US service. Social Groups are based on population density.

Swing Comparison: A method of comparing two groups or audience, and expressing the difference in percentage between the two.

Traffic: Website activity. The type of activity measured depends on the report. For example, visits from a set of search terms (Website Search Terms report), or visits from a custom category (Rankings report).

Traffic Share: Activity on a website or industry by a particular group, expressed as a percentage of the total activity to that website or industry.

Upstream: Websites or industries that users visited immediately prior to the subject website or industry.

Visit: A series of one or more page requests by a visitor without 30 consecutive minutes of inactivity.

Website: A distinct set of URLs that make up a particular content offering.