

Hitwise Industry Report for Business and Finance - Stocks and Shares

Based on New Zealand Internet usage
for the week ending January 16, 2010



Contents

About Hitwise	1
About Hitwise Industry Reports	1
Hitwise Methodology	1
Industry Description	2
Traffic Analysis	2
Traffic Distribution Analysis	3
Visit Duration Analysis	3
Websites That Entered and Left the Top 100	4
Fast Movers	6
Top 30 Websites - By Visits	7
Industry Search Terms	8
Report Glossary	9

Disclaimer

This report may contain names, information, data, links to third party Website addresses, and other materials belonging to third parties; including textual references to such items. Any and all such uses are for illustrative purposes only and do not necessarily indicate an endorsement of the opinions, products or services provided by those third parties. Hitwise does not claim any proprietary right in, or to, any such items as may qualify as copyrights, trademarks or other proprietary marks of third parties.

Hitwise is not responsible for the content of third party Websites, or the manner in which information may be collected on that Website and used by the third party. Hitwise disclaims any responsibility towards the visitor of a third party Website or any third party for any direct, indirect or incidental reliance, consequential or punitive damages, including without limitation lost profits, expenses or revenue; regardless of whether Hitwise knew, or ought to have known, of the possibility of any loss or damage arising from the use of, or visit to, a third party's Website.

Use of this report is at your own and sole risk. Hitwise disclaims any and all warranties or representations in respect of the accuracy or usefulness of information, or any observations that may be derived from such information, obtained from Hitwise.



About Hitwise

Hitwise is the leading online competitive intelligence service. Only Hitwise provides its 1,500 global clients with daily insights on how their customers interact with a broad range of competitive websites, and how their competitors use different tactics to attract online customers.

Since 1997, Hitwise has pioneered a unique, network-based approach to Internet measurement. Through relationships with ISPs around the world, Hitwise's patented methodology captures the anonymous online usage, search, and conversion behavior of 25 million Internet users. This unprecedented volume of Internet usage data is seamlessly integrated into our easy to use, web-based service, designed to help marketers better plan, implement, and report on a range of online marketing programs.

Hitwise, a subsidiary of Experian (FTS: EXPN) www.experiangroup.com and operates in the United States, United Kingdom, Australia, New Zealand, Hong Kong, and Singapore. More information about Hitwise is available at www.hitwise.com/nz.

For up to date analysis of online trends and statistics, please visit the Hitwise Intelligence Analyst Weblogs at weblogs.hitwise.com and the Hitwise Data Center at www.hitwise.com/nz/resources/data-center/.

About Hitwise Industry Reports

This Hitwise Industry Report provides a concise analysis of market trends within the online 'Business and Finance - Stocks and Shares' industry. Hitwise monitored 944 websites in the 'Business and Finance - Stocks and Shares' industry for the week ending 16/01/2010. The industry report includes analysis of traffic levels across days, traffic distribution across the category, traffic to international websites within the category, rankings of the key players within the industry and a range of other key insights into the 'Business and Finance - Stocks and Shares' industry. This type of report is available across any one of the industries monitored by Hitwise.

This report is based on a sample of Internet traffic within the New Zealand market. It does not include traffic a website or industry may generate from overseas visitors. This report should not be compared with site-centric statistics due to significant differences in data collection methods. For more information on the Hitwise methodology please visit www.hitwise.com/nz.

Hitwise Methodology

Hitwise monitors a range of Internet Service Provider (ISP) networks to capture the usage patterns of Internet users. The ISPs represent a diverse range of metropolitan and regional areas including Internet access from home, work and educational institutions.

Each day, Hitwise extracts from its partner ISP networks a list of websites visited and ranks them according to a range of industry standard metrics - including 'Visits', 'Pages' and 'Average Visit Time'. Hitwise also extracts Clickstream data which analyzes the movements of visitors between websites.

Hitwise abides by local and international privacy legislation and analyzes all data in aggregate form. The Hitwise methodology is audited by PricewaterhouseCoopers on a quarterly basis. To view the Hitwise privacy policy and methodology in full please visit www.hitwise.com/nz.



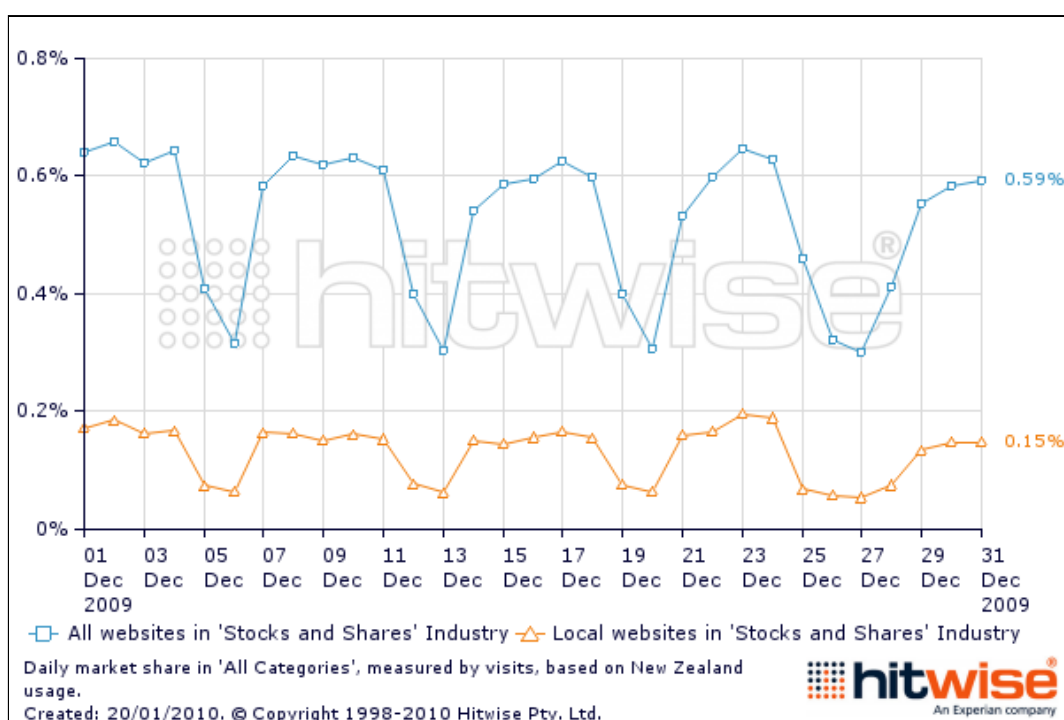
Industry Description

Business and Finance - Stocks and Shares

The Stocks and Shares category includes any sites belonging to stockbroking firms or individual stockbrokers, or any sites offering online share-trading or related services. The category also includes sites which focus on stocks and shares.

Traffic Analysis

The chart below represents the market share of all websites in the 'Business and Finance - Stocks and Shares' industry out of all Internet traffic, compared to the market share of local websites only. Of all Internet traffic to the 'All Categories' industry during the month of December, 2009, all websites in the 'Business and Finance - Stocks and Shares' industry captured an average of 0.53% of visits, while local websites in the 'Business and Finance - Stocks and Shares' industry received 0.13% of visits. Local websites contributed 24.78% of all traffic to the 'Business and Finance - Stocks and Shares' industry, which means New Zealand Internet users prefer global to local websites.



Traffic Distribution Analysis

40.44% of all visits to the online 'Business and Finance - Stocks and Shares' industry went to the top 10 websites for the week ending 16/01/2010. 53.92% went to the top 20 websites and 83.04% went to the top 100 websites.

Visit Duration Analysis

The average visit duration for visits to the online 'Business and Finance - Stocks and Shares' industry was 10 minutes, 55 seconds for the week ending 16/01/2010. This is a minimal decrease from last weeks average visit duration of 11 minutes, 13 seconds.

Websites That Entered and Left the Top 100

The weekly churn in the Top 100 in the 'Business and Finance - Stocks and Shares' industry for the week ending 16/01/2010 based on visits was 9.0%, which means that 9 websites in this industry's Top 100 rankings have changed since 09/01/2010.

Websites that entered the Top 100 were:

09/01/2010 Rank	16/01/2010 Rank	Website	Domain
106	75	Igmarkets.co.nz	www.igmarkets.co.nz
115	79	SaneBull	www.sanebull.com
109	82	BNP Paribas Warrant Hong Kong	www.bnpwarrant.com
112	87	The National Stock Exchange of India	www.nseindia.com
118	95	uk msn money	money.msn.co.uk
103	96	OANDA FXTrade	fxtrade.oanda.com
111	98	ninemsn Money	money.ninemsn.com.au
116	99	OMF	www.omf.co.nz
110	100	The Bullion Desk	www.thebulliondesk.com

Websites That Entered and Left the Top 100 (continued)

Websites that have left the Top 100 were:

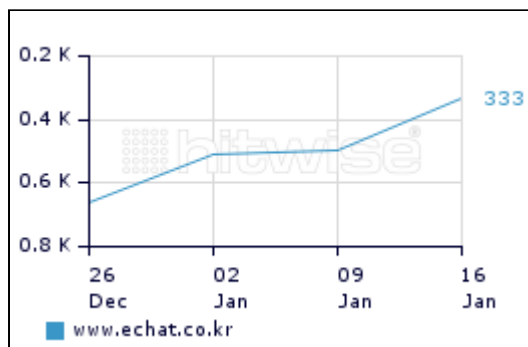
09/01/2010 Rank	16/01/2010 Rank	Website	Domain
64	277	AASTOCKS China	www.aastocks.com.cn
90	112	Aussie Stock Forum	www.aussiestockforums.com
92	111	MSN Money China	money.msn.com.cn
93	118	The Yahoo China Finance - Stock Market and Quotes	yahoo.compass.cn
95	108	The Chartist	www.thechartist.com.au
97	115	Eastmoney Stock	stock.eastmoney.com
98	121	ieForex.com	www.eforex.com
99	103	Optionetics.com	www.optionetics.com
100	113	Chinatimes.com - Money	money.chinatimes.com

* Note: DNR = Did Not Rank

Fast Movers

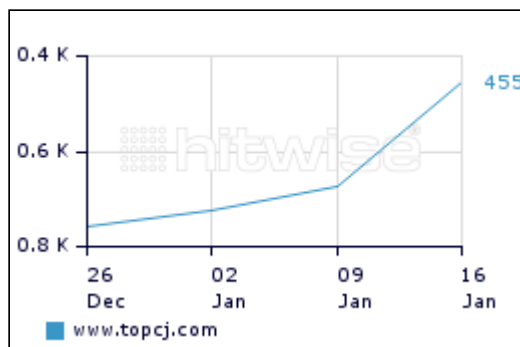
Fast Movers indicates websites which have witnessed substantial increases in rank in the 'Business and Finance - Stocks and Shares' online industry. Charts show rank in the 'Business and Finance - Stocks and Shares' online industry for the four weeks ending 16/01/2010.

E-chat
<http://www.echat.co.kr/>



⚡ 164 places

TopCJ
<http://www.topcj.com/>

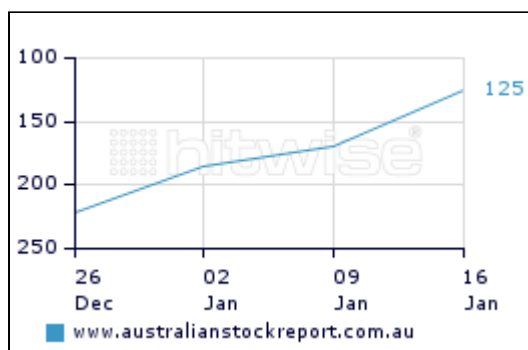


⚡ 218 places

This site features stocks and shares such as shares information and investment strategy. It also provides chatting room related to stocks and shares.

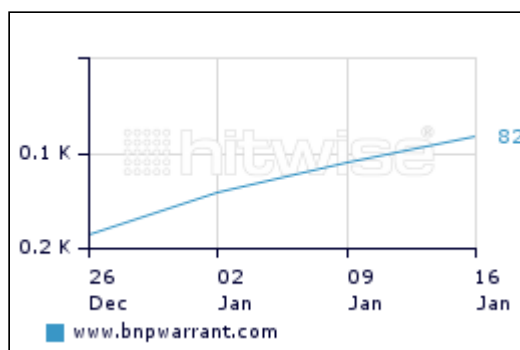
TopCJ is an online source for stocks and shares reports, charts, and financial articles for Chinese readers.

Australian Stock Report
<http://www.australianstockreport.com.au/>



⚡ 45 places

BNP Paribas Warrant Hong Kong
<http://www.bnpwarrant.com/>



⚡ 27 places

The Australian Stock Report scans the stock markets and sends email and SMS alerts on trading opportunities for stocks and options every day that the ASX markets are open.

BNP Paribas Warrant Hong Kong offers corporate and investment banking activities are balanced between advisory and capital markets (Corporate Finance, Equities, Fixed Income, EQD), and specialized financing.





















Top 30 Websites - By Visits

The table below shows the Top 30 websites in the 'Business and Finance - Stocks and Shares' online industry for the week ending 16/01/2010 based on visits.

The Stocks and Shares category includes any sites belonging to stockbroking firms or individual stockbrokers, or any sites offering online share-trading or related services. The category also includes sites which focus on stocks and shares.

Total websites that ranked with currently selected options: 944

Category Contribution Percentage: 0.51%

Rank	Website	Domain	Market Share	09/01	02/01	26/12
1.	xe	www.xe.com	10.51% 	1	1	1
2.	Yahoo! Finance	finance.yahoo.com	5.05% 	2	2	3
3.	ASB Securities - Online Share Trading	ost.asbbank.co.nz	4.59% 	3	3	2
4.	Direct Broking	www.directbroking.co.nz	4.09% 	4	4	5
△	Yahoo!Xtra Business	nz.finance.yahoo.com	3.46% 	9	8	4
6.	New Zealand Exchange	www.nzx.com	3.37% 	6	6	6
▽	Sina China Finance	finance.sina.com.cn	2.88% 	5	5	7
▽	msn money	moneycentral.msn.com	2.18% 	7	7	8
▽	Interest.co.nz	www.interest.co.nz	2.16% 	8	11	9
10.	Australian Stock Exchange	www.asx.com.au	2.13% 	10	9	10
△	Reuters	www.reuters.com	1.77% 	12	10	11
▽	10JQKA	www.10jqka.com.cn	1.74% 	11	12	12
13.	Exchange Rates	www.x-rates.com	1.58% 	13	13	14
14.	FinData	www.findata.co.nz	1.55% 	14	14	13
15.	Kitco	www.kitco.com	1.40% 	15	15	15
△	The Wall Street Journal	www.wsj.com	1.18% 	17	17	18
▽	Yahoo! Hong Kong Finance	hk.finance.yahoo.com	1.17% 	16	18	16
△	CNN Money.com	money.cnn.com	1.05% 	19	16	19
▽	Google Finance	finance.google.com	1.03% 	18	21	23
△	ShareChat	www.sharechat.co.nz	1.00% 	21	31	17
▽	Yahoo! Kimo Stock	tw.stock.yahoo.com	0.93% 	20	20	22
△	CNBC.com	www.cnbc.com	0.84% 	23	24	25
△	Oanda	www.oanda.com	0.84% 	26	25	24
△	Share Trader	www.sharetrader.co.nz	0.81% 	25	23	20
▽	DailyFX	www.dailyfx.com.hk	0.77% 	22	50	38
△	eastmoney - Guba	guba.eastmoney.com	0.77% 	27	22	33
△	National Bank Share and Bond Trading	sharesandbonds.nationalbank.co.nz	0.76% 	30	28	27
▽	Sohu Fund	fund.sohu.com	0.75% 	24	19	21
29.	HotCopper	www.hotcopper.com.au	0.71% 	29	30	26
△	AASTOCKS.com	www.aastocks.com	0.70% 	31	26	30

Note: DNR = Did Not Rank

Industry Search Terms

The following report lists the most popular search terms for the **24 weeks** ending **16/01/2010**, that resulted in traffic to websites classified by Hitwise within the '**Business and Finance - Stocks and Shares**' industry. For example, the most popular search term was '**currency converter**' representing **9.87%** of all search terms that delivered users to websites classified by Hitwise within the '**Business and Finance - Stocks and Shares**' industry.

Displaying 1 to 30 of 49,780 search terms.

Rank	Search Term	Clicks
1.	currency converter	9.87%
2.	xe	1.62%
3.	exchange rates	1.37%
4.	currency converter calculator	0.98%
5.	nzx	0.82%
6.	exchange rate	0.80%
7.	yahoo finance	0.77%
8.	money converter	0.73%
9.	xe.com	0.70%
10.	currency exchange	0.64%
11.	asx	0.61%
12.	direct broking	0.57%
13.	exchange rate calculator	0.56%
14.	currency convertor	0.51%
15.	currency	0.48%
16.	currency conversion	0.45%
17.	converter	0.42%
18.	interest.co.nz	0.37%
19.	direct	0.36%
20.	xe currency	0.34%
21.	currency calculator	0.29%
22.	direct broking nz	0.26%
23.	asx share prices	0.26%
24.	hotcopper	0.25%
25.	gold price	0.21%
26.	interest rates	0.21%
27.	indexdix:.dji	0.20%
28.	nzdx	0.20%
29.	silver	0.19%
30.	asb securities	0.17%

Report Glossary

All Categories: All Categories is an industry that contains all of the websites categorized in the Hitwise database, excluding websites in the Adult, Internet Service Providers (ISPs), and Ad Server industries. All Categories also temporarily contains websites that Hitwise has not yet categorized into a sub-category and/or parent category

All Sites: The collection of all Local and International Sites, as visited by local Internet users in all Hitwise industries except Adult, ISPs and Ad Servers.

Average Visit Time: The elapsed time from the first to the last page request that constitutes a visit, adding the average time per page for such a visit.

Churn: The movement of top ranking websites within an industry.

Clickstream: Hitwise Clickstream data shows the proportion of traffic that comes from (upstream) and goes to (downstream) the subject website, industry, or custom category.

Demographic Variable: An aggregate term used to refer to age, gender, household income, or region (state).

Domain: The unique name that forms the basis of a URL, such as www.yahoo.com.

Downstream: Downstream websites or industries are those visited immediately after leaving the subject website.

Fast Mover: The set of websites in a specific industry that have increased in rank based on visits, ordered by the increase in rank over the last period.

Index: An index value indicates strength or weakness in comparison to an average.

Industry: Websites that Hitwise has grouped for analysis as a vertical market sector, based on subjective matter, content, market orientation and competitive context.

Industry Clickstream: Clickstream data that shows the proportion of traffic that comes from (upstream) and goes down to (downstream) the subject industry or custom category.

Keyword: One word entered into a search engine. For example: 'car', 'engine', 'motor'.

Local Site: The collection of websites that are categorized as published in the local market, ie Australian sites in Hitwise AU, UK sites in Hitwise UK, etc.

Market Share: The percentage of all traffic to a particular online industry category that is received by an individual website.

MOSAIC™ Group: Behavioral segments, as defined by MOSAIC™ from Experian. They are used by the Hitwise Lifestyle tool in the Hitwise Australia and United Kingdom services. MOSAIC groups are based on multiple characteristics, including religion, ancestry, and language.

MOSAIC Type: Behavioral segments broken out from MOSAIC™ groups. MOSAIC™ types are based on multiple characteristics, including religion, ancestry, and language.

Organic Traffic: Traffic to a website from search engines that are not part of a pay-per-click (PPC) advertising campaign.

Report Glossary (continued)

Page Impression: A measurement of responses from a Web server to a page request from the user's browser.

Page Request: An opportunity for an HTML document to be displayed within a browser window. Hitwise does not count un-requested pop-ups served from the same domain, or panels or frames that make up a page. Hitwise counts a page request once regardless of the number of frames making up the page. Hitwise currently does not count those page requests that emanate from the browser cache.

Paid Traffic: Traffic to a website from search engines that are part of a pay-per-click (PPC) advertising campaign.

PRIZM NE Lifestage: A collection of PRIZM NE behavioral segments grouped by life stage (age and presence of children in the home). They are used in the Hitwise Lifestyle tool (Hitwise US service only).

PRIZM NE Segment: Behavioral segments, as defined by PRIZM NE. They are used in the Hitwise Lifestyle tool (Hitwise US service only). PRIZM NE segments are based on multiple characteristics, including education, occupation, and marital status.

PRIZM NE Social Group: A collection of PRIZM NE behavioral segments, grouped by social group (population density of the areas in which people live). They are used in the Hitwise Lifestyle tool (Hitwise US service only).

Representation: A method of comparing two groups or audience, and expressing the difference between the two as an index.

Search Engine: An online service that assists users to search and find information on the Internet. Popular search engines include Google, Yahoo! Search, MSN Search (Live.com) and Ask.com.

Search Term: Multiple keywords entered into a search engine. For example, 'toyota used car'.

Session: See Visit.

Social Grade: A behavioral segment as defined by MOSAIC™ from Experian. Social Grade is provided by the Hitwise Lifestyle tool in the Hitwise UK service. Social Grade is based on ABC1 demographics, which provide an indication of the occupation of the chief income earner within a household.

Social Group: A sub-group of a behavioral segment known as a 'PRIZM NE Segment'. They are used by the Hitwise Lifestyle tool in the Hitwise US service. Social Groups are based on population density.

Swing Comparison: A method of comparing two groups or audience, and expressing the difference in percentage between the two.

Traffic: Website activity. The type of activity measured depends on the report. For example, visits from a set of search terms (Website Search Terms report), or visits from a custom category (Rankings report).

Traffic Share: Activity on a website or industry by a particular group, expressed as a percentage of the total activity to that website or industry.

Upstream: Websites or industries that users visited immediately prior to the subject website or industry.

Visit: A series of one or more page requests by a visitor without 30 consecutive minutes of inactivity.

Website: A distinct set of URLs that make up a particular content offering.